


FREQUENTLY QUESTIONS AND SOLUTIONS

- Q, the label is broken
A, 1. Too fast
2. Whether there is abrasion and crack on the edge of the label paper
3. The Angle of the label stripping plate is wrong, you can adjust the Angle appropriately
- Q, The label is folded after being rolled
A, Too slow
- Q, The label position is tilted
A, Adjust the position of the tool holder
Adjust the position of the label plate
Reduce the speed

We are a company specialized in producing and developing packaging machinery and equipment.

Our products : all kinds of filling machine, sealing machine, packing machine, coding machine and other mechanical equipment,

We also customize all kinds of packaging machinery according to customer needs. If you need help or customization you can contact us at any time, and we will get back to you soon.



Bottle Labeling Machine

PLEASE READ THE MANUAL CAREFULLY BEFORE OPERATION

MT-30




WARNING!

Read the following instructions before using the product!

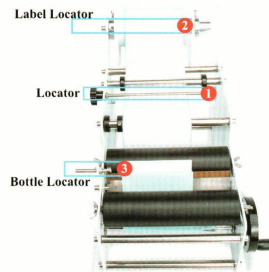
Feature

- Hand labeling machine is mainly suitable for all kinds of round bottle sticker labeling.
- Easy to use, stable work efficiency Single label interval $\geq 1\text{cm}$
- Label thickness is greater than $8\mu\text{m}$
- Backing paper thickness greater than $5\mu\text{m}$
- The label has a certain tensile strength

How to install



How to use



1, How do I know if a label is attached

The first time you use this machine, you need to position the label manually (by moving the tag locator-1)
When the round bottle has just finished wrapping the first tag, the tag locator must be at the beginning of the next tag Then check if the tag locator is at the beginning of the next label. This will tell you if the last label has been wrapped

2, How to determine the location of label paper and bottle

Locate the bottle and label through the locators in picture 2 and 3